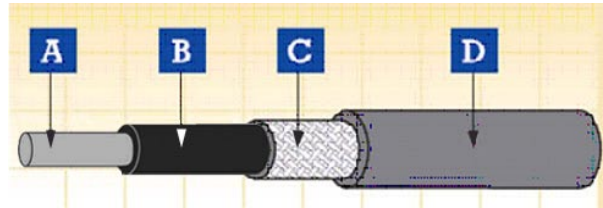




NF F 63-808 Rolling Stock Cables

NF F 63-808 Thin Wall Screened Single Core 250 V



A. Conductor B. Insulation C. Screen D. Sheath

Application

These cables are used as signal and control cable for protected installations inside and outside of rail and transport vehicles, where space and weight are an important factor, suitable for used in cable harnesses, switchboards and control panels, driver desks etc

Construction

Conductor

Stranded tinned copper wires

Insulation

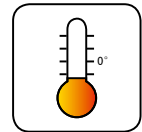
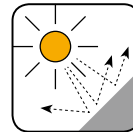
Radiation crosslinkable LSZH compound

Screen

Tinned copper braid

Sheath

Radiation crosslinkable LSZH compound



Electrical & Mechanical Properties

Nominal Voltage	250 V
Maximum Conductor Temperature	+105/+125°C
Temperature Range	-40°C ~105°C
Bending Radius	5×OD

Standards

- NF F 63-808
- NF F 16-101
- BS 6853
- DIN 5510

Fire Performance in general

- EN 50265-2-1; IEC 60332-1; BS 4066-1
- EN 50266-2-4 + EN 50305; IEC 60332-3C;
- VDE 0472 Teil 804; BS 4066-3; NFC 32070
- EN 50268-2; IEC 61034-2; VDE 0472 Teil 816
- EN 50267-2-1; IEC 60754-1; VDE 0472 Teil 815
- EN 50267-2-2/3; IEC 60754-2; VDE 0472 Teil 813
- EN 50305; NFX 70-100; NFF 63808; TM1-04; BS6853
- NFF 16101; NFF 63808; BS6853

Vertical flame propagation for a single insulated wire or cable
Fire propagation of bunched wires and cables;

- Smoke density
- Halogen Free
- Corrosivity of gases (Acidity & Conductivity)
- Toxicity index
- Smoke index



NF F 63-808 Rolling Stock Cables

Nominal Cross Sectional Area	Number & Nominal Diameter of Strands	Overall Diameter		Weight
		Min.	Max.	
mm ²	No/mm	mm	mm	kg/km
0.38	19/0.16	2.05	2.55	11.5
0.60	19/0.20	2.30	2.80	15.0
0.93	19/0.25	2.50	3.00	18.8
1.34	19/0.30	2.70	3.20	24.2
1.82	37/0.25	3.30	3.75	32.0
2.61	37/0.30	3.60	4.20	43.0
4.32	61/0.30	4.15	4.75	63.0